

# THE PRESENCE

Official Visitor DIY Standees

## Instructions:

If you have your own plastic stands, you can cut out the paper stand from this template. If you don't, follow these steps:

In addition to a printed version of this PDF, you will need scissors, paper glue, and thick cardboard.

1. Cut out the entire standee template.





2. Fold the standee in the middle and at both ends, as shown.



3. Glue the inside of the standee together, as shown.



4. For extra stability, cut out a piece of thick cardboard in the shape of the stand and glue it underneath the stand:




5. Enjoy The Presence with your self made standees!



Fold here

Fold here

Fold here



## Spoiler Warning!

The next page contains artwork of locked visitors.  
These visitors are not needed for the starting game.

Fold here

Fold here

Fold here

